

Platform – Image URLs

Description

All images URLs are comprised of the same basic format. They all start with the same domain: <http://img.printfection.com>. Next is the image type. After the image type comes one or two specific IDs used to reference the image. Last is the object key as the name of the image. The image extension will be either '.jpg' or '.gif'. The GIF extension is only used for transparent store logos or transparent section images. All other images will be JPG images.

Currently the only image URLs which cannot be found using the API are the product and design images. The product images show the preview of the image on the product. The design images show a much larger preview of exactly how a design will look. The design images show only the design without the actual product. Both the product and design images come in two different sizes, small and large.

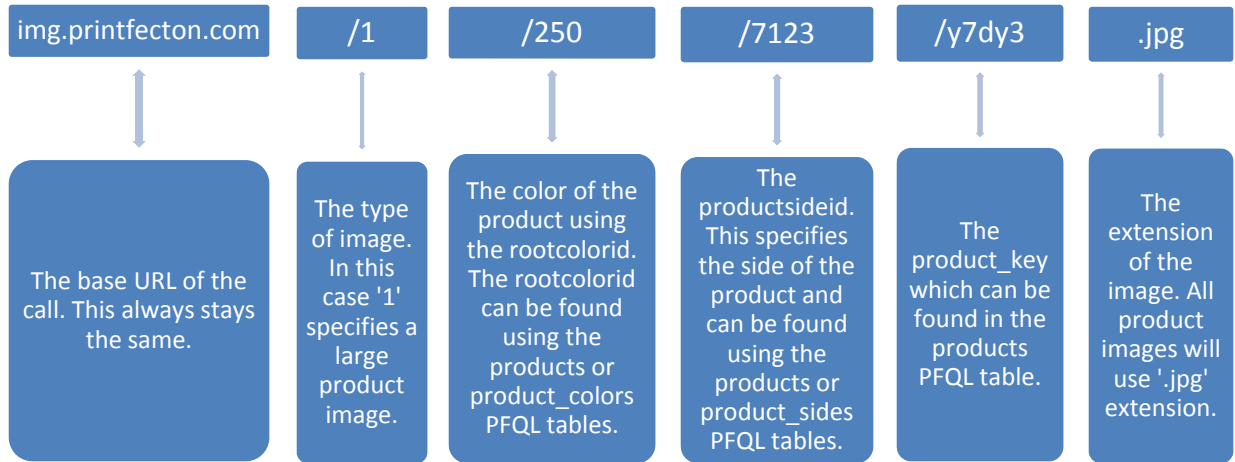
Image Types

| Image Name | Image Type | Size (pixels) |
|----------------------|------------|--------------------|
| Large product images | 1 | 380x380 (exact) |
| Small product images | 2 | 180x180 (exact) |
| Large design images | 9 | 380x380 (max size) |
| Small design images | 10 | 140x140 (max size) |
| Root product images | 60 | 380x380 (exact) |
| Root product images | 61 | 180x180 (exact) |
| Root product mask | 62 | 380x380 (exact) |
| Root product mask | 63 | 180x180 (exact) |

Product Images

The product images show the root product with a design on it. If the specified side is not customized the blank root product image will be returned. They can be shown in any color the product is offered in. They also show each side of the product, such as the front and back of a t-shirt.

There are 6 parts to a product image URL shown here:

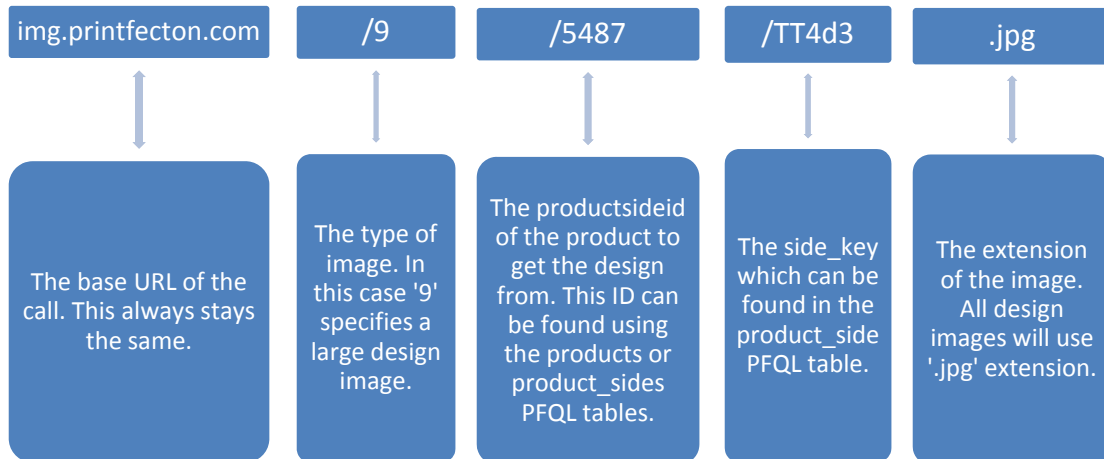


Design Images

Design images show a close up view of an image on a product, without showing the root product image. The large design images will always use the primary color of the product. The small design images will either use the primary color of the product specified by the primary_rootcolorid in the products PFQL table or the background color the image shown in the design specified by the background_rootcolorid in the images PFQL table.

The design images are dynamic in size based on the images used in the design. They will never be larger than the sizes listed in the Image Types section but they may be smaller.

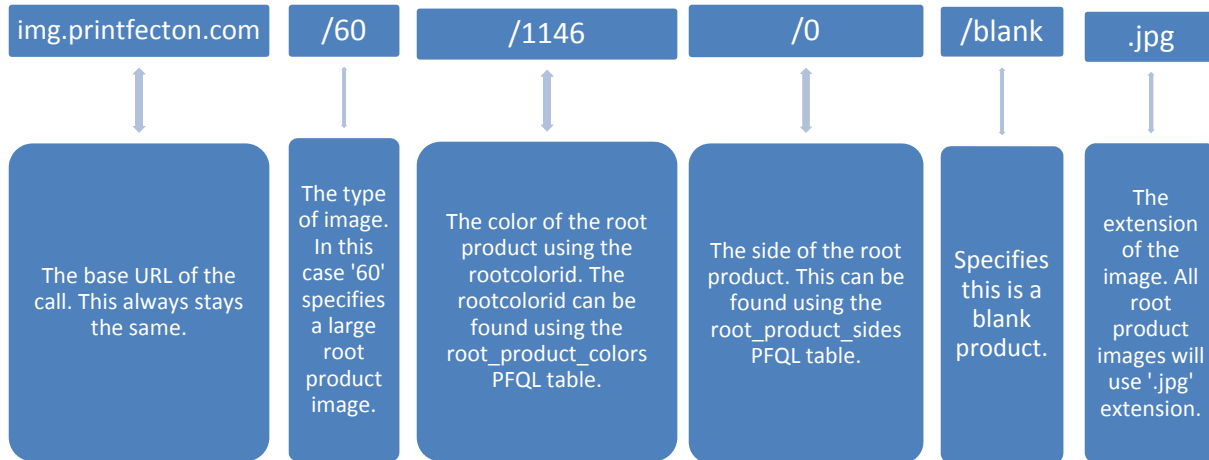
There are 5 parts to a design image URL shown here:



Root Product Images

The root product images show the blank root product. They can be shown in any color the root product is offered in. They also show each side of the root product, such as the front and back of a t-shirt.

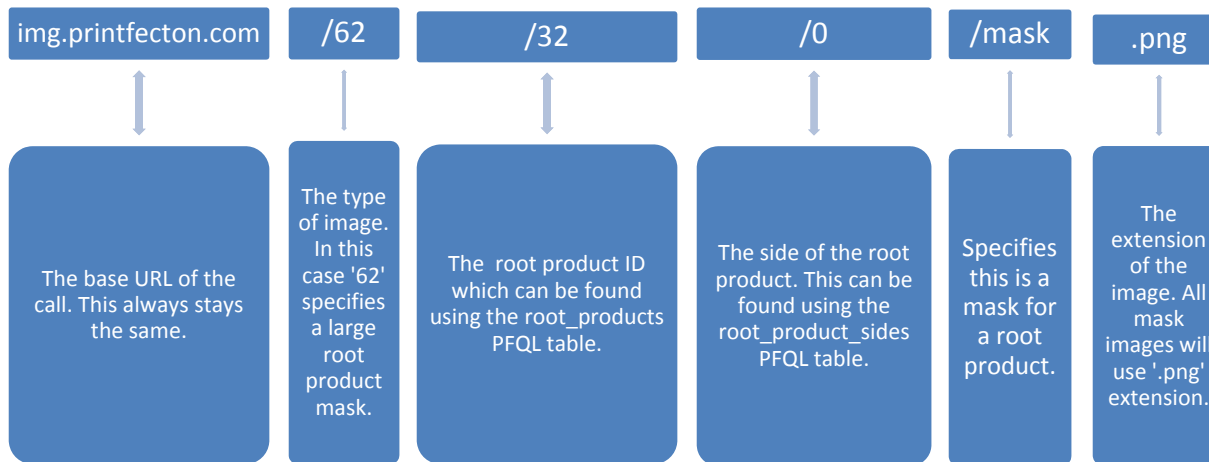
There are 6 parts to a product image URL shown here:



Root Product Mask

The root product mask is a transparent PNG image with white wherever the user's image should be removed. These images are used to cut users images for products such as cutting boards and mouse pads.

There are 6 parts to a product image URL shown here:



Tips

If you know that an image has changed recently, such as a new image has been placed on the product or the current image has been moved, resized, etc. it is suggested to append the URL with a unique ID which will force the user's browser to load the new image instead of using the locally cached image.